

Flush Floor Box Shallow, Compact, Stainless Steel, Round Lid

AT A GLANCE...

- Capacity: 2 x single auto switch GPOs
- Box Size: 125 x 125 x 70mm deep
- Lid Size: 175 mm diam. x 3mm thick
- Lid Finish: Linished Stainless Steel
- Suitable for: Compact installations
- Load Rating: 120kg (per foot = foot traffic)

“Easy as ECD®”

- Shallow, compact and stylish, the FB17570 Series of Flush Floor Boxes provide ready access to power and communication outlets recessed in the floor.
- Suitable for use in: Modern open plan living areas, home theatres, showrooms, shop-front displays, boardroom tables, schools, universities, and public buildings.
- Available in stainless steel, the hard wearing 3mm thick lid bevels down to a fine edge under foot and is suitable for use with polished floor boards, carpet, ceramic tiles and vinyl floor coverings (not suitable for use in wet areas).
- 304 Grade solid stainless steel with No. 4 Linished finish to meet P1 requirements for slip resistance in public spaces (dry areas).
- Capacity for for 2 x single auto switch power outlets.
- Cable exit flap allows cables to exit the box when in use and close flat when not in use.
- A versatile, practical and decorative solution to your open plan cabling needs.
- Supplied with temporary construction lid.
- This product has been examined in accordance with AS 3000 and conforms to A.C.M.A. requirements.



ESTABLISHED 1979

Electric Cable Duct Systems P/L

Phone: 1300 123 ECD (323)

Email: info@ecd.net.au

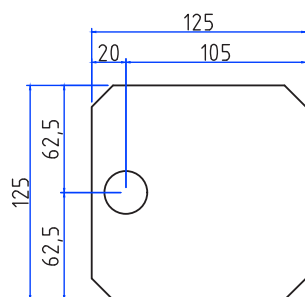
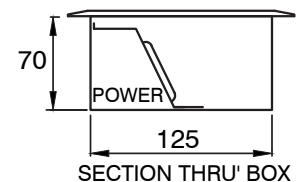
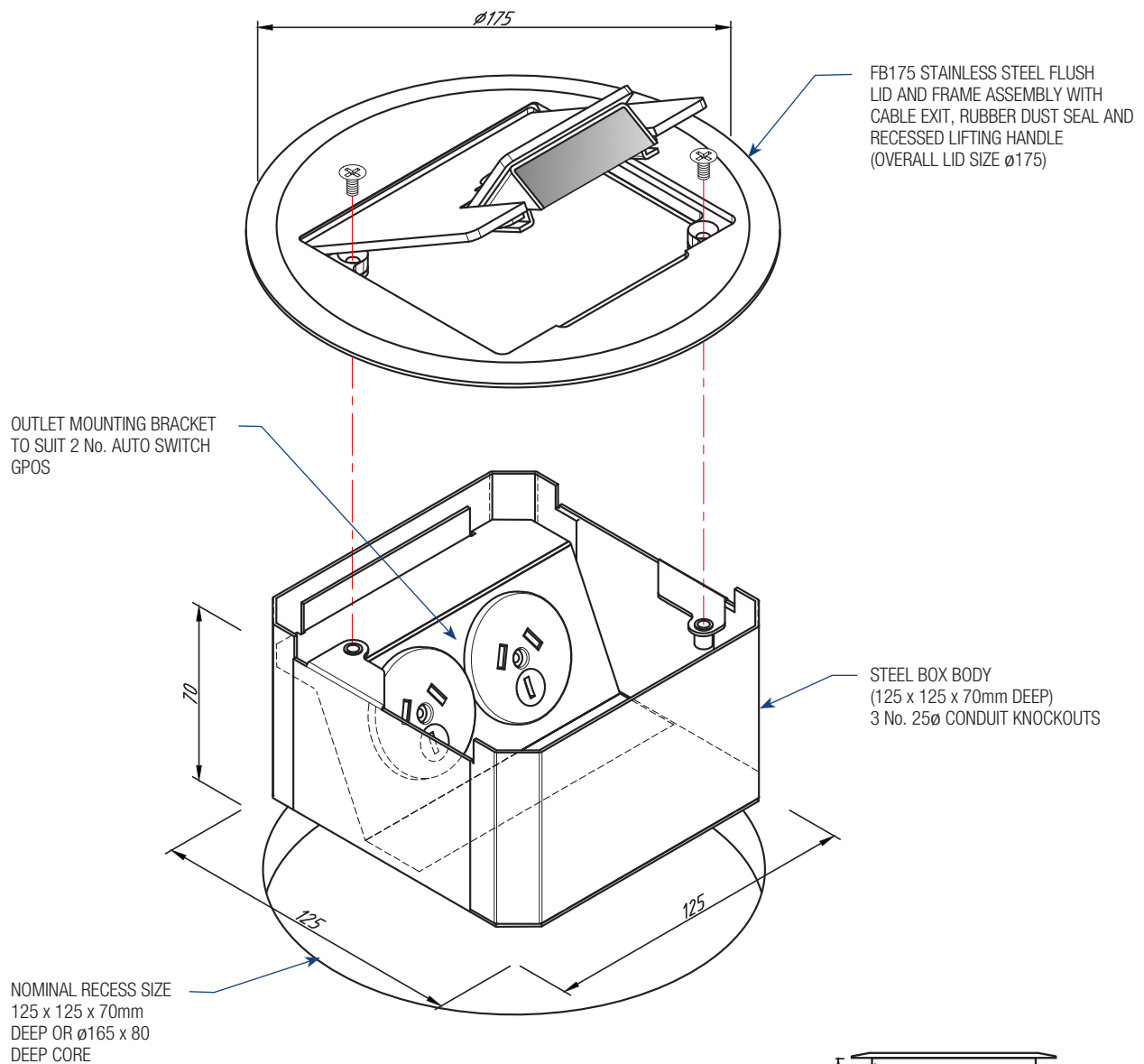
Fax: 1300 372 825

website: www.ecd.net.au

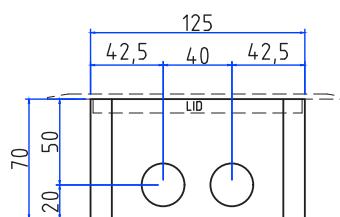
ABN 80005544105

ASSEMBLY DIAGRAM

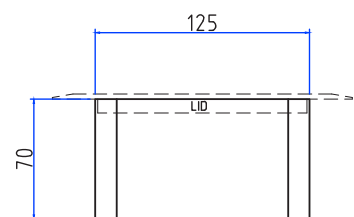
FLUSH FLOOR BOX – SHALLOW, COMPACT, STAINLESS STEEL, ROUND LID – FB17570



CONDUIT LOCATION
BOX BASE



CONDUIT LOCATION
HINGE SIDE



NO CONDUIT LOCATIONS
ON OTHER SIDES